



Lusail Real Estate Development Company

Health, Safety, Security, Environment, Logistics & Quality Department

Lusail Construction Safety Procedural Forms/Checklists – HSE Risk Assessment Form







Document No	<u>LUS-HSE-FM4-431-004.02</u>	Rev	<u>2</u>
Uncontrolled Copy	<input type="checkbox"/>	Controlled Copy	<input checked="" type="checkbox"/>
		Date	<u>20-Apr-2015</u>

COMPANY PROPRIETARY INFORMATION

Prior to use, ensure this document is the most recent revision by checking the Master Document List. To request a change, submit a Document Change Request to the Document Control Representative. Master copy of this document will be maintained by the LREDC QA/QC Manager. Not controlled if printed.

Amendment Record

This document is reviewed to ensure its continuing relevance to the systems and process that it describes. A record of contextual additions or omissions is given below:

Rev .No	Description / Comments	Prepared By	Checked By	Approved By	Issue Date
1	(Pg. 1) Company Propriety Information – Not controlled if printed has been added.	HSE Working Group	Michael Ford	 Uwe Krueger	1 st Apr 2015
1	(Pg. 2) Revised Amendment Table	HSE Working Group	Michael Ford	 Uwe Krueger	1 st Apr 2015
1	All Pages - Document Title Amended from Risk Register to Risk Assessment Form	HSE Working Group	Michael Ford	 Uwe Krueger	1 st Apr 2015
2	(Pg.3) Inserted Risk Matrix Table	Bruce Bester	Michael Ford	 Uwe Krueger	20 th Apr '15
2	(Pg.4) Register Table – added Assessment No, Participants and Scope of Work	Bruce Bester	Michael Ford April 20 2015  Michael Ford	 Uwe Krueger	20 th Apr '15



HSE Risk Assessment Form

RISK MATRIX						HAZARDOUS SITUATIONS TO CONSIDER																																					
Lookup details: User selects one CONSEQUENCE and one LIKELIHOOD (result is determined automatically)						1	Can anyone be struck by, or come into contact with anything?																																				
CONSEQUENCE						2	Can anyone be caught in, on, under, against or between anything?																																				
<table style="width: 100%; border-collapse: collapse; font-size: x-small;"> <tr> <td style="width: 16.6%; text-align: center;">1 Minor 1st Aid First Aid Injury 1 < Qr10k</td> <td style="width: 16.6%; text-align: center;">2 Medium MTI Medically Treated Injury Qr10K - Qr20k</td> <td style="width: 16.6%; text-align: center;">3 Serious RWI Restricted Work Injury Qr20k – Qr50k</td> <td style="width: 16.6%; text-align: center;">4 Major LTI Lost Time Injury Qr50k - Qr100k</td> <td style="width: 16.6%; text-align: center;">5 Catastrophic Fatality > Qr100k</td> </tr> </table>						1 Minor 1 st Aid First Aid Injury 1 < Qr10k	2 Medium MTI Medically Treated Injury Qr10K - Qr20k	3 Serious RWI Restricted Work Injury Qr20k – Qr50k	4 Major LTI Lost Time Injury Qr50k - Qr100k	5 Catastrophic Fatality > Qr100k	3	Can anyone slip, trip or fall?																															
1 Minor 1 st Aid First Aid Injury 1 < Qr10k	2 Medium MTI Medically Treated Injury Qr10K - Qr20k	3 Serious RWI Restricted Work Injury Qr20k – Qr50k	4 Major LTI Lost Time Injury Qr50k - Qr100k	5 Catastrophic Fatality > Qr100k																																							
<table style="width: 100%; border-collapse: collapse; font-size: x-small;"> <tr> <td style="width: 16.6%; text-align: center;">A – Almost Certain > 1 per week (>25%)</td> <td style="width: 16.6%; text-align: center;">MODERATE 11</td> <td style="width: 16.6%; text-align: center;">HIGH 16</td> <td style="width: 16.6%; text-align: center;">EXTREME 20</td> <td style="width: 16.6%; text-align: center;">EXTREME 23</td> <td style="width: 16.6%; text-align: center;">EXTREME 25</td> </tr> <tr> <td style="width: 16.6%; text-align: center;">B – Likely 1/week – 1/month (10-25%)</td> <td style="width: 16.6%; text-align: center;">MODERATE 7</td> <td style="width: 16.6%; text-align: center;">HIGH 12</td> <td style="width: 16.6%; text-align: center;">HIGH 17</td> <td style="width: 16.6%; text-align: center;">EXTREME 21</td> <td style="width: 16.6%; text-align: center;">EXTREME 24</td> </tr> <tr> <td style="width: 16.6%; text-align: center;">C – Possible 1/month – 1/year (1-10%)</td> <td style="width: 16.6%; text-align: center;">LOW 4</td> <td style="width: 16.6%; text-align: center;">MODERATE 8</td> <td style="width: 16.6%; text-align: center;">HIGH 13</td> <td style="width: 16.6%; text-align: center;">HIGH 18</td> <td style="width: 16.6%; text-align: center;">EXTREME 22</td> </tr> <tr> <td style="width: 16.6%; text-align: center;">D – Unlikely 1/year – 1/10 years (0.1-1%)</td> <td style="width: 16.6%; text-align: center;">LOW 2</td> <td style="width: 16.6%; text-align: center;">LOW 5</td> <td style="width: 16.6%; text-align: center;">MODERATE 9</td> <td style="width: 16.6%; text-align: center;">HIGH 14</td> <td style="width: 16.6%; text-align: center;">HIGH 19</td> </tr> <tr> <td style="width: 16.6%; text-align: center;">E – Rare < 1/10 years (0.1%)</td> <td style="width: 16.6%; text-align: center;">LOW 1</td> <td style="width: 16.6%; text-align: center;">LOW 3</td> <td style="width: 16.6%; text-align: center;">LOW 6</td> <td style="width: 16.6%; text-align: center;">MODERATE 10</td> <td style="width: 16.6%; text-align: center;">HIGH 15</td> </tr> </table>						A – Almost Certain > 1 per week (>25%)	MODERATE 11	HIGH 16	EXTREME 20	EXTREME 23	EXTREME 25	B – Likely 1/week – 1/month (10-25%)	MODERATE 7	HIGH 12	HIGH 17	EXTREME 21	EXTREME 24	C – Possible 1/month – 1/year (1-10%)	LOW 4	MODERATE 8	HIGH 13	HIGH 18	EXTREME 22	D – Unlikely 1/year – 1/10 years (0.1-1%)	LOW 2	LOW 5	MODERATE 9	HIGH 14	HIGH 19	E – Rare < 1/10 years (0.1%)	LOW 1	LOW 3	LOW 6	MODERATE 10	HIGH 15	4	Can anyone be exposed to environmental hazards (e.g.: fumes, lack of oxygen, noise, temperature, extremes, dust, vibrations, radiation, chemical)?						
A – Almost Certain > 1 per week (>25%)	MODERATE 11	HIGH 16	EXTREME 20	EXTREME 23	EXTREME 25																																						
B – Likely 1/week – 1/month (10-25%)	MODERATE 7	HIGH 12	HIGH 17	EXTREME 21	EXTREME 24																																						
C – Possible 1/month – 1/year (1-10%)	LOW 4	MODERATE 8	HIGH 13	HIGH 18	EXTREME 22																																						
D – Unlikely 1/year – 1/10 years (0.1-1%)	LOW 2	LOW 5	MODERATE 9	HIGH 14	HIGH 19																																						
E – Rare < 1/10 years (0.1%)	LOW 1	LOW 3	LOW 6	MODERATE 10	HIGH 15																																						
<table style="width: 100%; border-collapse: collapse; font-size: x-small;"> <tr> <td style="width: 16.6%; text-align: center;">LIKELIHOOD</td> <td style="width: 16.6%; text-align: center;">MODERATE 11</td> <td style="width: 16.6%; text-align: center;">HIGH 16</td> <td style="width: 16.6%; text-align: center;">EXTREME 20</td> <td style="width: 16.6%; text-align: center;">EXTREME 23</td> <td style="width: 16.6%; text-align: center;">EXTREME 25</td> </tr> <tr> <td style="width: 16.6%; text-align: center;">A – Almost Certain > 1 per week (>25%)</td> <td style="width: 16.6%; text-align: center;">MODERATE 7</td> <td style="width: 16.6%; text-align: center;">HIGH 12</td> <td style="width: 16.6%; text-align: center;">HIGH 17</td> <td style="width: 16.6%; text-align: center;">EXTREME 21</td> <td style="width: 16.6%; text-align: center;">EXTREME 24</td> </tr> <tr> <td style="width: 16.6%; text-align: center;">B – Likely 1/week – 1/month (10-25%)</td> <td style="width: 16.6%; text-align: center;">LOW 4</td> <td style="width: 16.6%; text-align: center;">MODERATE 8</td> <td style="width: 16.6%; text-align: center;">HIGH 13</td> <td style="width: 16.6%; text-align: center;">HIGH 18</td> <td style="width: 16.6%; text-align: center;">EXTREME 22</td> </tr> <tr> <td style="width: 16.6%; text-align: center;">C – Possible 1/month – 1/year (1-10%)</td> <td style="width: 16.6%; text-align: center;">LOW 2</td> <td style="width: 16.6%; text-align: center;">LOW 5</td> <td style="width: 16.6%; text-align: center;">MODERATE 9</td> <td style="width: 16.6%; text-align: center;">HIGH 14</td> <td style="width: 16.6%; text-align: center;">HIGH 19</td> </tr> <tr> <td style="width: 16.6%; text-align: center;">D – Unlikely 1/year – 1/10 years (0.1-1%)</td> <td style="width: 16.6%; text-align: center;">LOW 1</td> <td style="width: 16.6%; text-align: center;">LOW 3</td> <td style="width: 16.6%; text-align: center;">LOW 6</td> <td style="width: 16.6%; text-align: center;">MODERATE 10</td> <td style="width: 16.6%; text-align: center;">HIGH 15</td> </tr> <tr> <td style="width: 16.6%; text-align: center;">E – Rare < 1/10 years (0.1%)</td> <td style="width: 16.6%; text-align: center;">LOW 1</td> <td style="width: 16.6%; text-align: center;">LOW 3</td> <td style="width: 16.6%; text-align: center;">LOW 6</td> <td style="width: 16.6%; text-align: center;">MODERATE 10</td> <td style="width: 16.6%; text-align: center;">HIGH 15</td> </tr> </table>						LIKELIHOOD	MODERATE 11	HIGH 16	EXTREME 20	EXTREME 23	EXTREME 25	A – Almost Certain > 1 per week (>25%)	MODERATE 7	HIGH 12	HIGH 17	EXTREME 21	EXTREME 24	B – Likely 1/week – 1/month (10-25%)	LOW 4	MODERATE 8	HIGH 13	HIGH 18	EXTREME 22	C – Possible 1/month – 1/year (1-10%)	LOW 2	LOW 5	MODERATE 9	HIGH 14	HIGH 19	D – Unlikely 1/year – 1/10 years (0.1-1%)	LOW 1	LOW 3	LOW 6	MODERATE 10	HIGH 15	E – Rare < 1/10 years (0.1%)	LOW 1	LOW 3	LOW 6	MODERATE 10	HIGH 15	5	Can anyone be exposed to physical limitations (e.g.: not enough space, lack of access to tools fit for purpose, uncomfortable work position)?
LIKELIHOOD	MODERATE 11	HIGH 16	EXTREME 20	EXTREME 23	EXTREME 25																																						
A – Almost Certain > 1 per week (>25%)	MODERATE 7	HIGH 12	HIGH 17	EXTREME 21	EXTREME 24																																						
B – Likely 1/week – 1/month (10-25%)	LOW 4	MODERATE 8	HIGH 13	HIGH 18	EXTREME 22																																						
C – Possible 1/month – 1/year (1-10%)	LOW 2	LOW 5	MODERATE 9	HIGH 14	HIGH 19																																						
D – Unlikely 1/year – 1/10 years (0.1-1%)	LOW 1	LOW 3	LOW 6	MODERATE 10	HIGH 15																																						
E – Rare < 1/10 years (0.1%)	LOW 1	LOW 3	LOW 6	MODERATE 10	HIGH 15																																						
<table style="width: 100%; border-collapse: collapse; font-size: x-small;"> <tr> <td style="width: 16.6%; text-align: center;">LIKELIHOOD</td> <td style="width: 16.6%; text-align: center;">LOW 4</td> <td style="width: 16.6%; text-align: center;">MODERATE 8</td> <td style="width: 16.6%; text-align: center;">HIGH 13</td> <td style="width: 16.6%; text-align: center;">HIGH 18</td> <td style="width: 16.6%; text-align: center;">EXTREME 22</td> </tr> <tr> <td style="width: 16.6%; text-align: center;">A – Almost Certain > 1 per week (>25%)</td> <td style="width: 16.6%; text-align: center;">LOW 2</td> <td style="width: 16.6%; text-align: center;">LOW 5</td> <td style="width: 16.6%; text-align: center;">MODERATE 9</td> <td style="width: 16.6%; text-align: center;">HIGH 14</td> <td style="width: 16.6%; text-align: center;">HIGH 19</td> </tr> <tr> <td style="width: 16.6%; text-align: center;">B – Likely 1/week – 1/month (10-25%)</td> <td style="width: 16.6%; text-align: center;">LOW 1</td> <td style="width: 16.6%; text-align: center;">LOW 3</td> <td style="width: 16.6%; text-align: center;">LOW 6</td> <td style="width: 16.6%; text-align: center;">MODERATE 10</td> <td style="width: 16.6%; text-align: center;">HIGH 15</td> </tr> <tr> <td style="width: 16.6%; text-align: center;">C – Possible 1/month – 1/year (1-10%)</td> <td style="width: 16.6%; text-align: center;">LOW 1</td> <td style="width: 16.6%; text-align: center;">LOW 3</td> <td style="width: 16.6%; text-align: center;">LOW 6</td> <td style="width: 16.6%; text-align: center;">MODERATE 10</td> <td style="width: 16.6%; text-align: center;">HIGH 15</td> </tr> <tr> <td style="width: 16.6%; text-align: center;">D – Unlikely 1/year – 1/10 years (0.1-1%)</td> <td style="width: 16.6%; text-align: center;">LOW 1</td> <td style="width: 16.6%; text-align: center;">LOW 3</td> <td style="width: 16.6%; text-align: center;">LOW 6</td> <td style="width: 16.6%; text-align: center;">MODERATE 10</td> <td style="width: 16.6%; text-align: center;">HIGH 15</td> </tr> <tr> <td style="width: 16.6%; text-align: center;">E – Rare < 1/10 years (0.1%)</td> <td style="width: 16.6%; text-align: center;">LOW 1</td> <td style="width: 16.6%; text-align: center;">LOW 3</td> <td style="width: 16.6%; text-align: center;">LOW 6</td> <td style="width: 16.6%; text-align: center;">MODERATE 10</td> <td style="width: 16.6%; text-align: center;">HIGH 15</td> </tr> </table>						LIKELIHOOD	LOW 4	MODERATE 8	HIGH 13	HIGH 18	EXTREME 22	A – Almost Certain > 1 per week (>25%)	LOW 2	LOW 5	MODERATE 9	HIGH 14	HIGH 19	B – Likely 1/week – 1/month (10-25%)	LOW 1	LOW 3	LOW 6	MODERATE 10	HIGH 15	C – Possible 1/month – 1/year (1-10%)	LOW 1	LOW 3	LOW 6	MODERATE 10	HIGH 15	D – Unlikely 1/year – 1/10 years (0.1-1%)	LOW 1	LOW 3	LOW 6	MODERATE 10	HIGH 15	E – Rare < 1/10 years (0.1%)	LOW 1	LOW 3	LOW 6	MODERATE 10	HIGH 15	6	Is anyone at risk from others working in close proximity?
LIKELIHOOD	LOW 4	MODERATE 8	HIGH 13	HIGH 18	EXTREME 22																																						
A – Almost Certain > 1 per week (>25%)	LOW 2	LOW 5	MODERATE 9	HIGH 14	HIGH 19																																						
B – Likely 1/week – 1/month (10-25%)	LOW 1	LOW 3	LOW 6	MODERATE 10	HIGH 15																																						
C – Possible 1/month – 1/year (1-10%)	LOW 1	LOW 3	LOW 6	MODERATE 10	HIGH 15																																						
D – Unlikely 1/year – 1/10 years (0.1-1%)	LOW 1	LOW 3	LOW 6	MODERATE 10	HIGH 15																																						
E – Rare < 1/10 years (0.1%)	LOW 1	LOW 3	LOW 6	MODERATE 10	HIGH 15																																						
<table style="width: 100%; border-collapse: collapse; font-size: x-small;"> <tr> <td style="width: 16.6%; text-align: center;">LIKELIHOOD</td> <td style="width: 16.6%; text-align: center;">LOW 2</td> <td style="width: 16.6%; text-align: center;">LOW 5</td> <td style="width: 16.6%; text-align: center;">MODERATE 9</td> <td style="width: 16.6%; text-align: center;">HIGH 14</td> <td style="width: 16.6%; text-align: center;">HIGH 19</td> </tr> <tr> <td style="width: 16.6%; text-align: center;">A – Almost Certain > 1 per week (>25%)</td> <td style="width: 16.6%; text-align: center;">LOW 1</td> <td style="width: 16.6%; text-align: center;">LOW 3</td> <td style="width: 16.6%; text-align: center;">LOW 6</td> <td style="width: 16.6%; text-align: center;">MODERATE 10</td> <td style="width: 16.6%; text-align: center;">HIGH 15</td> </tr> <tr> <td style="width: 16.6%; text-align: center;">B – Likely 1/week – 1/month (10-25%)</td> <td style="width: 16.6%; text-align: center;">LOW 1</td> <td style="width: 16.6%; text-align: center;">LOW 3</td> <td style="width: 16.6%; text-align: center;">LOW 6</td> <td style="width: 16.6%; text-align: center;">MODERATE 10</td> <td style="width: 16.6%; text-align: center;">HIGH 15</td> </tr> <tr> <td style="width: 16.6%; text-align: center;">C – Possible 1/month – 1/year (1-10%)</td> <td style="width: 16.6%; text-align: center;">LOW 1</td> <td style="width: 16.6%; text-align: center;">LOW 3</td> <td style="width: 16.6%; text-align: center;">LOW 6</td> <td style="width: 16.6%; text-align: center;">MODERATE 10</td> <td style="width: 16.6%; text-align: center;">HIGH 15</td> </tr> <tr> <td style="width: 16.6%; text-align: center;">D – Unlikely 1/year – 1/10 years (0.1-1%)</td> <td style="width: 16.6%; text-align: center;">LOW 1</td> <td style="width: 16.6%; text-align: center;">LOW 3</td> <td style="width: 16.6%; text-align: center;">LOW 6</td> <td style="width: 16.6%; text-align: center;">MODERATE 10</td> <td style="width: 16.6%; text-align: center;">HIGH 15</td> </tr> <tr> <td style="width: 16.6%; text-align: center;">E – Rare < 1/10 years (0.1%)</td> <td style="width: 16.6%; text-align: center;">LOW 1</td> <td style="width: 16.6%; text-align: center;">LOW 3</td> <td style="width: 16.6%; text-align: center;">LOW 6</td> <td style="width: 16.6%; text-align: center;">MODERATE 10</td> <td style="width: 16.6%; text-align: center;">HIGH 15</td> </tr> </table>						LIKELIHOOD	LOW 2	LOW 5	MODERATE 9	HIGH 14	HIGH 19	A – Almost Certain > 1 per week (>25%)	LOW 1	LOW 3	LOW 6	MODERATE 10	HIGH 15	B – Likely 1/week – 1/month (10-25%)	LOW 1	LOW 3	LOW 6	MODERATE 10	HIGH 15	C – Possible 1/month – 1/year (1-10%)	LOW 1	LOW 3	LOW 6	MODERATE 10	HIGH 15	D – Unlikely 1/year – 1/10 years (0.1-1%)	LOW 1	LOW 3	LOW 6	MODERATE 10	HIGH 15	E – Rare < 1/10 years (0.1%)	LOW 1	LOW 3	LOW 6	MODERATE 10	HIGH 15	7	Could process energy be reduced?
LIKELIHOOD	LOW 2	LOW 5	MODERATE 9	HIGH 14	HIGH 19																																						
A – Almost Certain > 1 per week (>25%)	LOW 1	LOW 3	LOW 6	MODERATE 10	HIGH 15																																						
B – Likely 1/week – 1/month (10-25%)	LOW 1	LOW 3	LOW 6	MODERATE 10	HIGH 15																																						
C – Possible 1/month – 1/year (1-10%)	LOW 1	LOW 3	LOW 6	MODERATE 10	HIGH 15																																						
D – Unlikely 1/year – 1/10 years (0.1-1%)	LOW 1	LOW 3	LOW 6	MODERATE 10	HIGH 15																																						
E – Rare < 1/10 years (0.1%)	LOW 1	LOW 3	LOW 6	MODERATE 10	HIGH 15																																						
<table style="width: 100%; border-collapse: collapse; font-size: x-small;"> <tr> <td style="width: 16.6%; text-align: center;">LIKELIHOOD</td> <td style="width: 16.6%; text-align: center;">LOW 1</td> <td style="width: 16.6%; text-align: center;">LOW 3</td> <td style="width: 16.6%; text-align: center;">LOW 6</td> <td style="width: 16.6%; text-align: center;">MODERATE 10</td> <td style="width: 16.6%; text-align: center;">HIGH 15</td> </tr> <tr> <td style="width: 16.6%; text-align: center;">A – Almost Certain > 1 per week (>25%)</td> <td style="width: 16.6%; text-align: center;">LOW 1</td> <td style="width: 16.6%; text-align: center;">LOW 3</td> <td style="width: 16.6%; text-align: center;">LOW 6</td> <td style="width: 16.6%; text-align: center;">MODERATE 10</td> <td style="width: 16.6%; text-align: center;">HIGH 15</td> </tr> <tr> <td style="width: 16.6%; text-align: center;">B – Likely 1/week – 1/month (10-25%)</td> <td style="width: 16.6%; text-align: center;">LOW 1</td> <td style="width: 16.6%; text-align: center;">LOW 3</td> <td style="width: 16.6%; text-align: center;">LOW 6</td> <td style="width: 16.6%; text-align: center;">MODERATE 10</td> <td style="width: 16.6%; text-align: center;">HIGH 15</td> </tr> <tr> <td style="width: 16.6%; text-align: center;">C – Possible 1/month – 1/year (1-10%)</td> <td style="width: 16.6%; text-align: center;">LOW 1</td> <td style="width: 16.6%; text-align: center;">LOW 3</td> <td style="width: 16.6%; text-align: center;">LOW 6</td> <td style="width: 16.6%; text-align: center;">MODERATE 10</td> <td style="width: 16.6%; text-align: center;">HIGH 15</td> </tr> <tr> <td style="width: 16.6%; text-align: center;">D – Unlikely 1/year – 1/10 years (0.1-1%)</td> <td style="width: 16.6%; text-align: center;">LOW 1</td> <td style="width: 16.6%; text-align: center;">LOW 3</td> <td style="width: 16.6%; text-align: center;">LOW 6</td> <td style="width: 16.6%; text-align: center;">MODERATE 10</td> <td style="width: 16.6%; text-align: center;">HIGH 15</td> </tr> <tr> <td style="width: 16.6%; text-align: center;">E – Rare < 1/10 years (0.1%)</td> <td style="width: 16.6%; text-align: center;">LOW 1</td> <td style="width: 16.6%; text-align: center;">LOW 3</td> <td style="width: 16.6%; text-align: center;">LOW 6</td> <td style="width: 16.6%; text-align: center;">MODERATE 10</td> <td style="width: 16.6%; text-align: center;">HIGH 15</td> </tr> </table>						LIKELIHOOD	LOW 1	LOW 3	LOW 6	MODERATE 10	HIGH 15	A – Almost Certain > 1 per week (>25%)	LOW 1	LOW 3	LOW 6	MODERATE 10	HIGH 15	B – Likely 1/week – 1/month (10-25%)	LOW 1	LOW 3	LOW 6	MODERATE 10	HIGH 15	C – Possible 1/month – 1/year (1-10%)	LOW 1	LOW 3	LOW 6	MODERATE 10	HIGH 15	D – Unlikely 1/year – 1/10 years (0.1-1%)	LOW 1	LOW 3	LOW 6	MODERATE 10	HIGH 15	E – Rare < 1/10 years (0.1%)	LOW 1	LOW 3	LOW 6	MODERATE 10	HIGH 15	8	Is any environmental damage possible?
LIKELIHOOD	LOW 1	LOW 3	LOW 6	MODERATE 10	HIGH 15																																						
A – Almost Certain > 1 per week (>25%)	LOW 1	LOW 3	LOW 6	MODERATE 10	HIGH 15																																						
B – Likely 1/week – 1/month (10-25%)	LOW 1	LOW 3	LOW 6	MODERATE 10	HIGH 15																																						
C – Possible 1/month – 1/year (1-10%)	LOW 1	LOW 3	LOW 6	MODERATE 10	HIGH 15																																						
D – Unlikely 1/year – 1/10 years (0.1-1%)	LOW 1	LOW 3	LOW 6	MODERATE 10	HIGH 15																																						
E – Rare < 1/10 years (0.1%)	LOW 1	LOW 3	LOW 6	MODERATE 10	HIGH 15																																						
<table style="width: 100%; border-collapse: collapse; font-size: x-small;"> <tr> <td style="width: 16.6%; text-align: center;">LIKELIHOOD</td> <td style="width: 16.6%; text-align: center;">LOW 1</td> <td style="width: 16.6%; text-align: center;">LOW 3</td> <td style="width: 16.6%; text-align: center;">LOW 6</td> <td style="width: 16.6%; text-align: center;">MODERATE 10</td> <td style="width: 16.6%; text-align: center;">HIGH 15</td> </tr> <tr> <td style="width: 16.6%; text-align: center;">A – Almost Certain > 1 per week (>25%)</td> <td style="width: 16.6%; text-align: center;">LOW 1</td> <td style="width: 16.6%; text-align: center;">LOW 3</td> <td style="width: 16.6%; text-align: center;">LOW 6</td> <td style="width: 16.6%; text-align: center;">MODERATE 10</td> <td style="width: 16.6%; text-align: center;">HIGH 15</td> </tr> <tr> <td style="width: 16.6%; text-align: center;">B – Likely 1/week – 1/month (10-25%)</td> <td style="width: 16.6%; text-align: center;">LOW 1</td> <td style="width: 16.6%; text-align: center;">LOW 3</td> <td style="width: 16.6%; text-align: center;">LOW 6</td> <td style="width: 16.6%; text-align: center;">MODERATE 10</td> <td style="width: 16.6%; text-align: center;">HIGH 15</td> </tr> <tr> <td style="width: 16.6%; text-align: center;">C – Possible 1/month – 1/year (1-10%)</td> <td style="width: 16.6%; text-align: center;">LOW 1</td> <td style="width: 16.6%; text-align: center;">LOW 3</td> <td style="width: 16.6%; text-align: center;">LOW 6</td> <td style="width: 16.6%; text-align: center;">MODERATE 10</td> <td style="width: 16.6%; text-align: center;">HIGH 15</td> </tr> <tr> <td style="width: 16.6%; text-align: center;">D – Unlikely 1/year – 1/10 years (0.1-1%)</td> <td style="width: 16.6%; text-align: center;">LOW 1</td> <td style="width: 16.6%; text-align: center;">LOW 3</td> <td style="width: 16.6%; text-align: center;">LOW 6</td> <td style="width: 16.6%; text-align: center;">MODERATE 10</td> <td style="width: 16.6%; text-align: center;">HIGH 15</td> </tr> <tr> <td style="width: 16.6%; text-align: center;">E – Rare < 1/10 years (0.1%)</td> <td style="width: 16.6%; text-align: center;">LOW 1</td> <td style="width: 16.6%; text-align: center;">LOW 3</td> <td style="width: 16.6%; text-align: center;">LOW 6</td> <td style="width: 16.6%; text-align: center;">MODERATE 10</td> <td style="width: 16.6%; text-align: center;">HIGH 15</td> </tr> </table>						LIKELIHOOD	LOW 1	LOW 3	LOW 6	MODERATE 10	HIGH 15	A – Almost Certain > 1 per week (>25%)	LOW 1	LOW 3	LOW 6	MODERATE 10	HIGH 15	B – Likely 1/week – 1/month (10-25%)	LOW 1	LOW 3	LOW 6	MODERATE 10	HIGH 15	C – Possible 1/month – 1/year (1-10%)	LOW 1	LOW 3	LOW 6	MODERATE 10	HIGH 15	D – Unlikely 1/year – 1/10 years (0.1-1%)	LOW 1	LOW 3	LOW 6	MODERATE 10	HIGH 15	E – Rare < 1/10 years (0.1%)	LOW 1	LOW 3	LOW 6	MODERATE 10	HIGH 15	9	Is any property or equipment damage likely?
LIKELIHOOD	LOW 1	LOW 3	LOW 6	MODERATE 10	HIGH 15																																						
A – Almost Certain > 1 per week (>25%)	LOW 1	LOW 3	LOW 6	MODERATE 10	HIGH 15																																						
B – Likely 1/week – 1/month (10-25%)	LOW 1	LOW 3	LOW 6	MODERATE 10	HIGH 15																																						
C – Possible 1/month – 1/year (1-10%)	LOW 1	LOW 3	LOW 6	MODERATE 10	HIGH 15																																						
D – Unlikely 1/year – 1/10 years (0.1-1%)	LOW 1	LOW 3	LOW 6	MODERATE 10	HIGH 15																																						
E – Rare < 1/10 years (0.1%)	LOW 1	LOW 3	LOW 6	MODERATE 10	HIGH 15																																						
RESIDUAL RISK RATING						HEIRARCHY OF CONTROLS																																					
TOLERABILITY CRITERIA	RESIDUAL RISK RATING <small>(after controls in place)</small>	RESULT	CONTROL LEVEL <small>(Authority)</small>	Priority	Control																																						
	EXTREME	Unacceptable	CEO / COO	1	ELIMINATION - complete elimination of the hazard / removal of energy source SUBSTITUTION - use something less hazardous ISOLATION / ENGINEERING - physical barriers, guarding ADMINISTRATIVE - procedures, training PPE - last form of control to be implemented																																						
	HIGH	Undesirable	Lusail Project Manager	2																																							
	MODERATE	Tolerable, but risk should be reduced if reasonably practical	Supervisory Staff	3																																							
	LOW	Broadly acceptable	Procedural Control	4																																							
LOW	Broadly acceptable	Procedural Control	5																																								

Contractor:		Date of Assessment:		Assessor Name:	
Project:		Date of Previous Assessment:		Approved By:	
Assessment No.		Scope of Work:			
Participants:					

SI	Activity	Hazard	Exposed Group(s)	Existing Controls	Risk Level			Additional Controls	Risk Level			Accountability
					P	C	RFN		P	C	RRN	
1 - Working At Heights (these headings are examples and can be removed)												
1.1												
1.2												
1.3												
2 - Working Over Water (these headings are examples and can be removed)												
2.1												
2.2												